

# Diploma in Graphic Designing, Web Designing & Video Editing

Comprehensive • 6 months • 100% Job Placement  
2 hrs./day • Study In-Class

Affiliated with





# Why choose us?


## Our Key features

- A Google Partner & ISO certified
- Industry Expert Trainers
- Internship
- Work in Live Projects
- 100% Placement Assistance
- Start-up guidance
- EMI, Installment Payment Options available
- We cover Updated Industry Modules

**15+ yrs.** of Trust

**45000+** Professionals

**1500+** Batch



# Who can Join this course?

This is the Most in-demand course in 2024

- Students/ Fresher/ Job Seeker
- Working Professionals
- Housewives
- Entrepreneur/ New Startups



# Graphic Designing Modules you learn

Softwares we teach in this course are



Adobe Photoshop



Adobe Illustrator



CorelDraw

## GRAPHIC DESIGNING

1. Introduction of Graphic Designing
  - Introduction to Computers & Internet
  - Color Theory
  - Typography
  - Computer Graphics Part 1 : Adobe Photoshop
  - Computer Graphics Part 2 : Adobe Illustrator
  - Technical and Creative Writing
  - Introduction to Multimedia and its Application
  - Design Principles
  - Print Media Part 1 : Coral Draw
2. Fundamentals of Graphic Design
  - Designing for the Web
  - Overview of the Design Process
  - Understanding Color Models

## GRAPHIC DESIGNING

- Understanding Resolution
  - Image Formats and their Differences
  - Basics of Typography
  - Commonly Used Softwares in the Industry
3. Designing with Adobe Photoshop
  - Introduction to Adobe Photoshop
  - Basics & Features of Adobe Photoshop
  - Simple and Complex Range Selections
  - Colours and Gradients
  - Colour & Tonal Correction
  - Image Adjustments & Retouching
  - Working with Layers
  - Working with Channels
4. Designing with Adobe Illustrator

- Introduction to Adobe Illustrator
- Basics & Features of Adobe Illustrator
- Understanding Objects in Illustrator
- Text Editing and Effects
- Simple and Complex Path Composition
- Path Adjustment
- Object Deformation
- Combining Objects
- Blending Objects
- 5. Planning and Design
  - Website Production Flow
  - Planning & Information Strategy
  - Determining Site Configuration
  - Making a Wireframe
  - Design Comp: Creation Flow
  - Creating Individual Page Elements
  - Assembling Site Elements
  - Creation of Final Design Comp

- 6. Basic Art and Visualization
  - Fundamental of computer and multimedia and internet
  - Approaching Vector Graphics
  - Graphic Designing Core Skills and Tools –
  - Adobe Photoshop , Adobe Illustrator, Corel Draw
  - Graphic Design portfolio(Project)
  - UI/ UX Concepts
- 7. What you learn here
  - (i) Logo Designing
  - (ii) Template Designing
  - (iii) UI Designing concept
  - (iv) Visiting card / Brochures Designing
  - (v) Banner Designing
  - (vi) Infographic Designing
  - (vii) Vector image Designing, etc

# Certificates you get



- 1. Webtech Learning Certification
  - Practical Test
- 2. Preparation for Paid Certifications
  - Adobe Photoshop
  - Adobe Illustrator
  - CorelDraw Graphics Suite



# Video Editing Modules you learn


Softwares we teach in this course are



Final Cut Pro



Adobe Premiere Pro



Adobe After Effects



Adobe Photoshop

## VIDEO EDITING

1. Introduction to Film Making Fundamentals
  - What is Premiere Pro ?
  - Understanding the layout of Premiere Pro?
  - Basic Control of Premiere Pro
  - Start a new Project • Import & organize video Clips & other files • Keyboard shortcuts to help you edit fast Editing your videos & adding transitions • Create a new Sequence & understand the timeline • Add Clip to the timeline, sync footage & selections • Sync Audio & video • Basic Edit : Trip clip & split edit • Adjust the size & position of your video Clips • Open Multiple Projects

## VIDEO EDITING

3. Adding audio & transitions
  - Add & adjust video transition
  - Create a custom transition
  - Add video & audio transition to the timeline
  - Denoise & reverb tool
4. Color correction & LUTs
  - Basic color Correction
  - Color correction with Adjustment layer
  - Understanding lumetri panel
  - How to use luts on the adjustment layer
  - Editing luts
  - Cinematics looks using luts
5. Green Screen Techniques
  - Understanding keylight



- How to set up the Green screen
  - Importing & Editing green screen screen footage
  - Managing & adjusting keylight settings
- Exporting/ Rendering project
    - Export a high Quality small file size video
    - Understanding different types of render
  - Visual effects Advance Premiere Pro
    - Stabilizing a shaky video video.
    - Adjust effects with keyframe.
    - Understanding different types of plugins.
    - How to add plugins in premiere Pro.
    - How to use plugins on video clips
  - Introduction to VFX in Adobe AE
    - Introduction of a 3D effect interface
    - How to create new Composition
    - Importing Video Footage
    - How to Create & edit text layer

- Editing Green Screen Footage
  - Understanding keylight
  - How to set up the Green screen
  - Importing & Editing green screen screen footage
  - Managing & adjusting keylight settings
  - Removing background from your footage
  - Background selection for video
  - Going through render settings
  - Installing video Codec
  - Going through the final render setting
- Video Compiling Exercises
  - How to compile Adobe Premiere Pro and AE
  - Final render

# Certificates you get



- Webtech Learning Certification
  - Practical Test
- Preparation for Paid Certifications
  - Adobe Photoshop
  - Adobe Premiere Pro
  - Adobe After Effects

Ps

Pr

Ae



# BASIC - ADVANCED WEB DESIGNING COURSE

## Modules you learn

### Our Core Syllabus

#### WEB DESIGNING

1. Introduction to Web Technologies
  - Introduction to Website
  - How the website works?
  - Layouts & Composition
  - Client Side & Server Side Scripting
  - Difference b/w 'Web Designer' & 'Web Developer'
  - Types of Websites (Static & Dynamic)
  - Web Standards & W3C Recommendations
2. Web Structures & Templates
  - Website Basic Structures
  - Advanced Web Structures
  - Latest Web Structures
  - UI | UX Concept Overviews
  - Color Combination Theory
3. Designing Web Elements & Creations (Adobe Photoshop)
  - Introduction to Adobe Photoshop

#### WEB DESIGNING

- About Image Types (Vector and Bitmap)
  - File types in Photoshop
  - Guide tour to Photoshop Tools & palettes
  - Working with Layers, Smart Objects
  - Working with Blending options
  - Learning different Layer Styles
  - Working with Filter Effects and Plug-in
  - Creating Animations in Photoshop
  - Creating Headers, Banners, Footers, Mock-Ups, Navigation
  - Complete Website Layout Design
  - Photoshop Editing Tools
  - Photoshop Layer Masking, Layer Clipping
  - Layers Linking & Grouping
  - Professional PSD Design Format
4. PSD to Browser Conversion (HTML & CSS)
    - Introduction to HTML
    - What is HTML (Markup Language?)
    - Basic Structure of HTML



- Introduction to Head Section & Meta Tags
- 5. HTML Basic Tags
  - Heading Tags
  - Structure Elements
  - Semantic and Non-Semantic Elements
  - Block Level & Inline Elements
  - Paired & Unpaired Elements
- 6. Web Structure Format • Working With Div Tag • Web Structure Through Div Tag
- 7. Content & Media Elements
  - Paragraph Element
  - Span & Pre Element
  - Image Element
  - Iframe, Embed & Objects Element
  - Anchor Element
- 8. HTML Form Element & Attributes
  - Input Element & its various Types
  - Creating Dropdown with 'Select & Option' Elements
  - Creating Submit & Reset Buttons
  - Creating User Login & Signup Forms
  - Creating Register Forms using Form Elements
- 9. Introduction to Basic CSS (Cascading Style Sheet)
  - What is CSS?
  - Role of CSS in Web Designing
  - Different Types of CSS
  - Rule of CSS • CSS Box Model • CSS Selectors
  - Class Selector

- ID Selector
- Child Selector
- Type Selector
- 10. CSS Properties
  - Different Font Properties
  - Background Properties
  - Border Properties
  - Positioning Properties
  - Display Properties
  - List Properties
  - Inside & Outside Spacing Properties
  - Useful CSS Properties Remaining
  - Difference between 'Attributes' & 'Properties'
- 11. Advance HTML Concepts (HTML 5)
  - Introduction to HTML 5
  - Difference b/w HTML & HTML 5
  - HTML Doctype
  - New Structure Elements
  - Section Element
  - Article Element
  - Nav Element
  - Header Footer
  - Footer Element
- 12. New Form Elements
  - Tel
  - Url
  - Email
  - Number and Range
- 13. New Media Elements
  - Audio Element
  - Video Element



- Iframe Element
- Source Element.
- Designing Landing Pages
- Single Screen Layout Design

#### 14. Advance CSS Concepts (CSS 3)

- Introduction to CSS 3
- New CSS 3 Properties
- Border Radius & Border Images
- Shadows & Gradient Effects with CSS 3

#### 15. Responsive Website Designing

- Introduction to Responsive Designing
- How we make a design Responsive?
- Using Media Queries
- Using Frameworks (Twitter Bootstrap)

- Twitter Bootstrap Framework Components

#### 16. UX & UI Designing Concepts

Software & Tools Used:

- Adobe Photoshop
  - Adobe Dreamweaver
- (ii) Test / Assignments for Certifications
- Practical Test
  - Written Test
  - Speed Test

#### 17. Wordpress intro

- Wordpress online/ online
- Psd to Wordpress
- Ecommerce Website
- Theme Customization
- Plugin customization
- Site backup

# Certificates you get




#### 1. Webtech Learning Certification

- Practical Test

#### 2. Preparation for Paid Certifications

- Adobe Photoshop
- Adobe Dreamweaver



# Our Instructors

Learn from India's Top DM faculty & Industry Leaders




Surjeet Thakur  
(Digital Marketing Trainer)



Pradeep Kumar  
(Digital Marketing Trainer)



Mukesh Kumar  
(Digital Marketing Trainer)



Gagan Kumar  
(Graphics Trainer)



Kritika Dhiman  
(Graphics Trainer)



Bobby Singh  
(Digital Marketing Trainer)



Gurpreet Singh  
(Video Marketing Trainer)



Poonam Sharma  
(Education Consultant)



Vishavjeet Singh  
(Digital Marketing Trainer)



Prateek Bandhu  
(UI/UX Consultant)



Pankaj Kumar  
(Web Developer Trainer)



Rajhav Nehra  
(Content Strategist)



Charanjeev Singh  
(Digital Marketing Trainer)



Preeti  
(Digital Marketing Trainer)



Ravinder Singh  
(Social Media Specialist)



Neeraj Kapoor  
(Automation Engineer)



Gurpreet Kaur  
(Video Marketing Trainer)



Radha  
(Education Consultant)



Rajneesh Sharma  
(Persona & Interview Expert)



Rajwinder Kaur  
(Career Consultant)



**WebTech Learning**<sup>®</sup> *15 years of Excellence...*  
A Family of Professionals ISO Certified Institute

# Life at WebTech

Well-equipped labs



# Placement Partners

Our placement partners across the Globe



# Our Placed Students

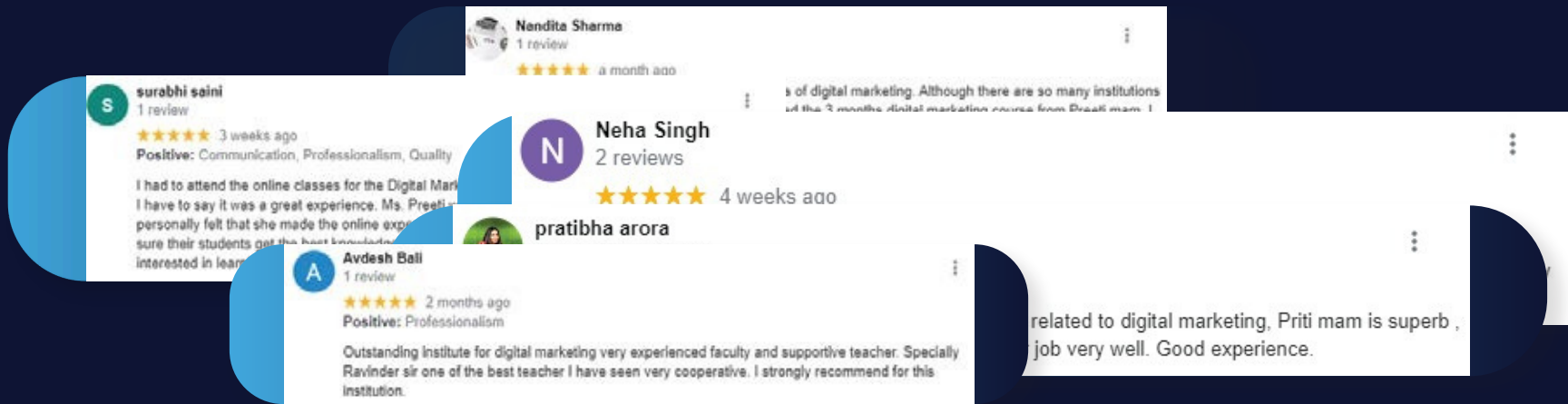
Some of our students are working in Top companies



1000+ Placed Last Year

# Reviews

For more reviews Check us on Google & Youtube



webtechlearning.com

**WebTech<sup>®</sup> Learning** 15 years  
of Excellence...  
A Family of Professionals ISO Certified Institute

# Connect us

Our office

Building No. 54-55, Sector 34-A,  
Chandigarh, IN

- +91 73473 92745
- +91 98783 75376

info@webtechlearning.com

webtechlearning.com

Whatsapp us at

 +91 99153 37448

     /webtechlearningchd

